



FAX: 303-487-7240

To: Intake

EMAIL: Intake@CommunityReachCenter.org

Date:

Time:

AM/PM

Total # of pages including cover:

The following sheet(s) contain **CONFIDENTIAL** information for the addressee and is meant for that person's attention only. The authorized recipient of this information is prohibited from disclosing this information to any other party.

If you are not the intended recipient, you are hereby notified that any disclosure, copying, distribution, or action taken in relation to these documents is strictly prohibited. If you have received this telecopy in error, please notify the sender immediately to arrange for return of these documents.

From:

Department:

Direct phone no.

Re:

Special instructions (language, interpreter, etc.):

Who to contact and their contact number:

Completed Intake Paperwork Attached (All intake paperwork must be completed and signed before a scheduled intake appointment can be offered.)

Notes:

Operator's Initials _____

Community Reach Center **ADMISSION FORM**



TIER # _____ Admit Date: ____/____/____

Client's Last Name _____ Legal First Name _____ M.I. _____ Preferred Name _____

(____) ____ -- ____ Home Phone Number
 (____) ____ -- ____ Cell Phone Number
 _____ Email Address

Street Address _____ Apt or Lot # _____ County _____

City _____ State _____ Zip _____

____/____/____ Birth Date
 ____ -- ____ -- ____ Social Security Number

Employer/School _____ Address _____ (____) ____ -- ____ Work Phone _____ Occupation (or grade in school) _____

Are You Spanish/Hispanic/Latino:

- Hispanic – Mexican
- Hispanic – Cuban
- Hispanic – Puerto Rico
- Hispanic – other
- Not Hispanic or Latino
- Declined

Are You Pregnant:

- Yes
- No

Gender:

- Female
- Male

Employment Status:

- Full Time
- Part Time
- Disabled
- Unemployed
- Student

Problem Existed One Year or Longer:

- Yes
- No

Sexual Orientation:

- Heterosexual
- Gay/Lesbian
- Bisexual
- Decline to answer
- Other: _____

Previous Mental Health Services:

- Inpatient Care
- Other 24-hour Care
- Partial Care
- Outpatient Care

Ethnicity:

- American Indian/Alaskan Native
- Asian
- Black/African American
- Native Hawaiian/Pacific Islander
- White
- Declined

Are you a Veteran or Active Military?

- Yes
- No

Have you ever been diagnosed with the following:

- Developmental Disability
- Blind / Severe Vision Loss
- Traumatic Brain Injury (TBI)
- Deaf / Severe Hearing Loss
- Learning Disability
- None

Living Arrangement (Check all that apply):

- Alone
- Guardian
- Foster Parent
- Mother
- Father
- Partner/Significant Other
- Spouse
- Sibling(s)
- Child/Children
- Relative(s)
- Unrelated Person(s)

Marital Status:

- Never Married
- Married
- Married Separated
- Widowed
- Divorced

Preferred language:

- English
- Spanish
- Other: _____

Years of Education:

____ (High School Diploma = 12 years)

Other Family Members in the Home:

Name(s):	DOB or Age:	Sex (M or F):	Relationship:
_____	_____	_____	_____
_____	_____	_____	_____
_____	_____	_____	_____
_____	_____	_____	_____

In Case of Emergency, Call:

Name: _____ Phone Number: _____ Relationship: _____
 (____) ____ -- ____

COMMUNITY REACH CENTER CONSUMER FINANCIAL FORM

FEE AGREEMENT

ASSIGNMENT OF BENEFITS

RELEASE OF INFORMATION

Date:		Consumer Account Number:	
Consumer's Last Name:		First Name: M.I.	
Consumer's Soc. Sec. Number:		Consumer's Date of Birth	

PERSON FINANCIALLY RESPONSIBLE

<input type="checkbox"/> Self		<input type="checkbox"/> Spouse		<input type="checkbox"/> Dependent		<input type="checkbox"/> Parent/Guardian		<input type="checkbox"/> Other:	
Last Name				First Name M.I.					
Street Address						Apartment/Space Number			
City		State		Zip Code		Head of Household (Check One) <input type="checkbox"/> YES <input type="checkbox"/> NO			
Home Phone Number:				Work Phone Number and Ext:			Employer:		

PRIMARY INSURANCE INFORMATION

Copy of insurance card (front & back) attached

Insurer's Relationship to Consumer: (Check One)

<input type="checkbox"/> Self		<input type="checkbox"/> Spouse		<input type="checkbox"/> Dependent		<input type="checkbox"/> Parent/Guardian		<input type="checkbox"/> Other:	
Medicare Number:			Medicaid Number:		County		CORE Household Number:		Other:
Insured's Soc. Sec. Number				Insured's Last Name		First Name		M.I.	
Insurance Co. Name				Insurance Phone Number:					
Mailing/Street Address				City		State		Zip Code	
Policy Number:			Group Number			Authorization Number (If required)			

SECONDARY INSURANCE INFORMATION

Copy of insurance card (front & back) attached

Insurer's Relationship to Consumer: (Check One)

<input type="checkbox"/> Self		<input type="checkbox"/> Spouse		<input type="checkbox"/> Dependent		<input type="checkbox"/> Parent/Guardian		<input type="checkbox"/> Other:	
Medicare Number:			Medicaid Number:		County		CORE Household #:		Other:
Insured's Soc. Sec. Number:				Insured's Last Name		First Name		M.I.	
Insurance Co. Name				Insurance Phone Number:					
Mailing/Street Address				City		State		Zip Code	
Policy Number			Group Number			Authorization Number (If required)			

I have reviewed the Consumer Financial Form above and the Fee Billing Policies and Financial Agreement for the Center. I have completed the requested information completely and to the best of my knowledge. I have received a copy of this form and as well as the fee policy agreement and agree to its terms. I agree to assume responsibility and pay the Center the assigned fee.

RELEASE OF INFORMATION

I authorize Community Reach Center to release information for insurance purposes as may be required by the insurance company.

AUTHORIZATION OF BENEFITS

I authorize payment to be made to directly to Community Reach Center.

Signature of Consumer/Parent or Guardian Date

Signature of Insured Date

FOR OFFICE PURPOSES ONLY – TO BE COMPLETED BY COMMUNITY REACH CENTER STAFF

Gross Annual Household Income: \$	No. of Dependents:	Fee Per Session:
	No. of Child Dependents:	



Community Reach Center, Inc.
Fee Policy and Financial Agreement

PAYMENT IS EXPECTED AT THE TIME SERVICES ARE RENDERED.

Community Reach Center, Inc. (CRC) is a non-governmental, not for profit organization that relies on fees and insurance payments for a major portion of its operating expenses. You are ultimately financially responsible for all services you or members of your household receive from the Center.

If you have insurance, Medicare or Medicaid, we require you to:

- Provide a copy of your CURRENT Medicaid card (front and back) at the time of each visit or at least once a month thereafter. Failure to provide a copy of your current card could result in being charged full rate for services. Services are available to you as long as you continue to reside in Adams County and remain eligible for Medicaid services. If you reside outside of Adams County, CRC is responsible to provide emergency services only until we receive a prior authorization from your primary provider. Your primary care physician (PCP) will be notified you are receiving mental health services.
- Provide CRC with any insurance claim form(s) from your employer, insurance agent or company with required information filled in and/or a copy of your insurance card (front and back). Verification of insurance benefits is not a guarantee of payment. The contract for your insurance is between you and your insurance carrier. We will assist you in every way possible to receive payment from them. However, you are ultimately responsible for payment. You are responsible for any/all deductibles and copays.
- Provide a copy of your Medicare card at the time of each visit or at least once a month which reflects whether you are eligible for services under your Medicare Part B insurance. Services provided by Physicians, Licensed Psychologist or Licensed Therapist who are supervised by a physician or psychologist present and available on the premises at the time services are rendered. You are responsible for any/all deductibles and copays not covered by Medicare.
- If at any time your coverage changes, it is your responsibility to notify CRC. Failure to do so could result in the fees billed to you instead of Medicaid, Medicare, your insurance company, special grant or other third party payor.
- In the event additional services are requested or required that are not covered under your insurance or payor plan, you will be solely responsible for those services.

Fee/Billing Policies:

- It is your responsibility to notify CRC of any changes in your financial situation during the term of this agreement. Failure to do so may result in the termination of this agreement and/or changes in your fee.
- At the time of intake, you will be asked to complete a financial statement, if requesting a reduced fee. This reduced fee will be in effect as long as the account remains current. This fee agreement will remain in effect for 1 year unless otherwise noted. An annual review is required on each consumer's account.
- CRC policy states that consumers who fail to pay for three (3) sessions are at risk of termination of services. The decision to terminate services will be based on both clinical and financial information.
- A NO SHOW fee of \$15.00 will be charged if you fail to notify CRC, at least 24 hours prior to your scheduled appointment. This fee will be due at your next appointment.
- Payment is expected prior to any psychological or interactional evaluation for all self-pay consumers.

Delinquent Accounts:

- In the event it becomes necessary to assign your account to a collection agency, you are responsible for any/all costs of collection which may include attorney fees and other costs incurred.



Income Attestation Form

Client name: _____

Client ID# _____

I understand that I must provide proof of income in order to set my fee for services received at Community Reach Center. This is according to the State of Colorado Department of Human Services, Division of Mental Health Ability to Pay schedule.

I will provide Community Reach Center with such evidence for each member of my family who contributes to the household income. Income includes wages earned, retirement, child support, maintenance/alimony, investment income, money received from public assistance, and cash received as a gift to aid in the support of the family.

_____ I currently receive Social Security Income in the amount of \$_____ per month

_____ I currently receive Social Security Disability Income in the amount of \$_____ per month

I do attest that my total household income is \$_____ () per year () per month

This income supports _____ adults (including myself) and _____ children under age 18.

I understand that this information needs to be updated according to the following events and I may be asked to sign this form at such time:

- Clients must provide documentation annually (at least once every state fiscal year);
- Family income has changed significantly;
- The number of dependents in the family has changed; or
- Information provided was not accurate.

Client's signature

Date

Witness (CRC Staff)

Date

Acceptable Forms of Proof of Income

Income Type	Supporting Documentation Required
Wages/Tips/Salary	Paystubs
Unemployment Compensation	Award letter or statement
Self-Employment Income	Prior year income tax return
Worker's Compensation	Award or determination of benefits letter
SSDI or SSI	Benefit letter, statement of benefits received, notice of award
Alimony	Court Decree
Rental Income	Copy of lease
Trust Fund	Letter from trustee

If Paystub will be used please complete the following:

Average number of hours worked per week: _____ Hourly Rate: _____

Name: _____

Date: _____

CAGE

Questions
Adapted
to Include
Drug Use
(CAGE-
AID)

In the last twelve months:

- | | | |
|--|-----|----|
| ^c Have you ever felt you should cut down on your drinking or drug use? | YES | NO |
| ^A Have people annoyed you by criticizing your drinking or drug use? | YES | NO |
| ^G Have you ever felt bad or guilty about your drinking or drug use? | YES | NO |
| ^E Eye opener: Have you ever had a drink first thing in the morning to steady your nerves or to get rid of a hangover (eye opener)? | YES | NO |



Name you go by: _____ Today's Date: _____

Pronouns you use: she/her they/them he /him Other (please specify): _____

How did you hear about us? _____

If younger than age 15 or an adult with legal guardian:

Parent/Guardian 1: _____ Phone #: _____ Relationship: _____

Parent/Guardian 2: _____ Phone #: _____ Relationship: _____

What type of **decision-making rights** does the parent/guardian have? Full _____ Joint _____ Unsure _____

Other (temporary, power of attorney, healthcare proxy): _____

Is there a custody plan/court documentation? Yes ___ No ___

Do you have supporting custody/court documentation **with you today**? Yes ___ No ___

For divorced/separated parents with joint decision making, consent from both parents is required.

Please briefly describe why you are here today: _____

Have you used any alcohol or drugs **in the last 24 hours (including marijuana)**? Yes _____ No _____

If yes, please write what substance(s) and time it was last used: _____

Check if you are experiencing:

Thoughts about ending your life Today In the past month In the past year

Thoughts about killing other people: Today In the past month In the past year

Check the reason(s) why you are seeking services: **Please note: Medications are not prescribed during your intake. Appointments for medication can be as far out as 30 days and are only scheduled for those clients meeting regularly with an individual therapist at CRC.**

- | | | |
|---|---|---|
| <input type="checkbox"/> Individual therapy | <input type="checkbox"/> Resources for housing, shelter, food | <input type="checkbox"/> Probation Evaluation |
| <input type="checkbox"/> Group therapy | <input type="checkbox"/> Recent Mental Health Hospitalization | <input type="checkbox"/> Family Therapy |
| <input type="checkbox"/> Drug/Alcohol Treatment | | |
| <input type="checkbox"/> Medications | | <input type="checkbox"/> Other: _____ |

Do you currently have a therapist or counselor? Yes _____ No _____

If yes, please write their name and what they are treating you for: _____

If sent in electronically, paperwork may not be reviewed for 24 business hours. If you are having a behavioral health emergency, please call Colorado Crisis Services at 1-844-493-TALK (8255) or visit www.coloradocrisisservices.org. You can also go to CRC's Behavioral Health Urgent Care (open 24/7) located at 8440 N Bryant St. in Westminster. If you are currently at a CRC office, you may also notify the front desk staff that you need crisis assistance.



Consumer ID # _____
Medical Record # _____

Medical History

Name: _____ Date of Birth: _____

Primary Care Doctor: _____ PCP Office/Clinic: _____

Address: _____ City, State, Zip: _____

Phone Number: (_____) _____ Fax Number: (_____) _____

Date of last physical: _____

Physical Conditions (example: Diabetes, High Blood Pressure, surgeries, etc.)	
<input type="checkbox"/> No known physical conditions	

Current Medications			
<input type="checkbox"/> No current medication			
Medication name	Strength (example: 50mg)	Frequency (example: at bedtime, 2x/day, etc.)	Prescribing Physician

Medication Allergies			
<input type="checkbox"/> No known medication allergies			
Medication	Reaction (example: hives, rash, etc.)	Medication	Reaction (example: hives, anaphylaxis, etc.)





Dental: Please list any dental problems: _____

No known dental problems

Alcohol Use Screening (AUDIT)

PATIENT: Because alcohol use can affect your health and can interfere with certain medications and treatments, it is important that we ask some more questions about your use of alcohol. Your answers will remain confidential so please be honest.

Place an X in one box that best describes your answer to each question.

12 fl oz of regular beer  about 5% alcohol	=	8-9 fl oz of malt liquor (shown in a 12 oz glass)  about 7% alcohol	=	5 fl oz of table wine  about 12% alcohol	=	1.5 fl oz shot of 80-proof spirits ("hard liquor"—whiskey, gin, rum, vodka, tequila, etc.)  about 40% alcohol
The percent of "pure" alcohol, expressed here as alcohol by volume (alc/vol), varies by beverage.						

QUESTIONS	0	1	2	3	4	
1. How often do you have a drink containing alcohol?	Never	Monthly or less	2-4 times a month	2-3 times a week	4 or more times a week	
2. How many drinks containing alcohol do you have on a typical day you are drinking?	1 or 2	3 or 4	5 or 6	7 to 9	10 or more	
3. Women: How often do you have four or more drinks on one occasion?	Never	Less than monthly	Monthly	Weekly	Daily or almost daily	
Men: How often do you have five or more drinks on one occasion?	Never	Less than monthly	Monthly	Weekly	Daily or almost daily	
4. How often during the last year have you found that you were not able to stop drinking once you had started?	Never	Less than monthly	Monthly	Weekly	Daily or almost daily	
5. How often during the past year have you failed to do what was expected of you because of drinking?	Never	Less than monthly	Monthly	Weekly	Daily or almost daily	
6. How often during the past year have you needed a drink first thing in the morning to get yourself going after a heavy drinking session?	Never	Less than monthly	Monthly	Weekly	Daily or almost daily	
7. How often during the past year have you had a feeling of guilt or remorse after drinking?	Never	Less than monthly	Monthly	Weekly	Daily or almost daily	
8. How often during the past year have you been unable to remember what happened the night before because of your drinking?	Never	Less than monthly	Monthly	Weekly	Daily or almost daily	
9. Have you or someone else been injured because of your drinking?	No		Yes, but not in the past year		Yes, during the past year	
10. Has a relative, friend, doctor, or other health care worker been concerned about your drinking and suggested you cut down?	No		Yes, but not in the past year		Yes, during the past year	

PROVIDER USE ONLY				Total
I	II	III	IV	
0	8	16	20	

Outcome Rating Scale (ORS)

Name _____ Age (Yrs): _____ Gender _____
Session # _____ Date: _____
Who is filling out this form? Please check one: Self _____ Other _____
If other, what is your relationship to this person? _____

Looking back over the last week, including today, help us understand how you have been feeling by rating how well you have been doing in the following areas of your life, where marks to the left represent low levels and marks to the right indicate high levels. *If you are filling out this form for another person, please fill out according to how you think he or she is doing.*

Individually
(Personal well-being)

I-----I

Interpersonally
(Family, close relationships)

I-----I

Socially
(Work, school, friendships)

I-----I

Overall
(General sense of well-being)

I-----I

International Center for Clinical Excellence

www.scottdmiller.com

© 2000, Scott D. Miller and Barry L. Duncan